



# Standard Mounting Tab system roller bearing



# The Fulterer Standard Mounting Tab system installs quickly and allows flexibility in drawer slide selection.

## SMT

The Standard Mounting Tab system includes FR 215, FR 7075 and FR 7180 drawer slides.

FR 215.SMT lengths 450 - 780mm


FR 7075.SMT lengths 400 - 750mm

FR 7180.SMT lengths 400 - 750mm

If the slide length is the same, any model with roller bearing SMT may be used. Cabinet and middle profiles are powdercoated, drawer profile is uncoated (raw) to allow welding by installer. Mounting tabs on the cabinet profile allow for rapid installation to the cabinet without fasteners. Mounting tabs are designed for use with 1.5mm (16 gauge) or 1.9mm (14 gauge) thick steel.

### Mounting Hat design (Mounting Strips)

- Openings for the mounting tabs are 12mm x 12mm square
- The front and rear openings are on the same level
  - The mounting strips can be identical front, back, left and right
- The standard thickness for the mounting hat is 1.5mm (16 gauge) steel
  - Option for 1.9mm (14 gauge) steel is available



*Choose from FR 215.SMT, FR 7075.SMT and FR 7180.SMT.*

## Drawer Slide Design

- All slides in the program have the same distance between the bottom of the cutout and the bottom of the drawer 21.5mm.
  - This common dimension allows any slide in the program of the same length to be exchanged in the same cabinet
- A lift out prevention tab is punched above the front mounting tab on the cabinet profile to secure the slide.  
The cabinet profile also has a countersunk hole in the cabinet profile to allow a security screw to be used for Mil-Spec cabinets.



- All mounting tabs are centered 32mm from the front edge of the slide (12mm cutouts are centered 32mm from the front edge of the slide)
- Drawer profiles are supplied uncoated for welding.  
Location holes for welding fixtures are provided

## There are three types for each length

There are three variations for the profiles available based on customer cabinet and drawer design.

1. Cabinet, middle, and drawer profile all equal the nominal length. See example for FR 7180, 650mm below:

### Cabinet Profile nominal, Drawer Profile nominal



FR7180.650-GA.U015  
CAB650/MID650/DRW650

2. Cabinet profile is 30mm longer than the nominal length, middle and drawer profiles are nominal length. See example for 650mm below:

### Cabinet Profile +30mm, Drawer Profile nominal



FR7180.650-GA.U016  
CAB680/MID650/DRW650



3. Cabinet is 30mm longer than nominal length, middle is nominal length, and drawer profile is 30mm longer than nominal.

### Cabinet Profile +30mm, Drawer Profile +30mm



FR7180.650-GA.U017  
CAB680/MID650/DRW680

**SMT**  
system



**FULTERER USA INC.**  
542 Townsend Avenue  
High Point, NC  
27263-4552, USA

T +1 336 431 - 4646  
T +1 800 395 - 4646  
F +1 336 431 - 4620  
info@fultererusa.com  
www.fultererusa.com

**FULTERER USA INC.**  
1900 Proforma Avenue, Unit F-2  
Ontario, CA  
91761, USA

T +1 909 947 - 0407  
F +1 909 947 - 0409  
info@fultererusa.com  
www.fultererusa.com

**Fulterer**  
DRAWER SLIDE SYSTEMS