


FR 5219.SMT

SLIDE TYPE:	Heavy-Duty Full-Extension Ball Bearing Drawer Slide with interlock & anti-tilt function, Standard Mounting Tab
MOUNTING:	Side Mount

WIDTH:	12.9 mm (0.51 in.)
LOAD CAPACITY:	dynamic up to 90 kg (200 lbs.)

New Product
Please inquire for lead time

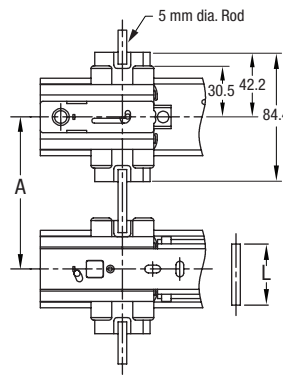
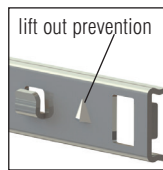
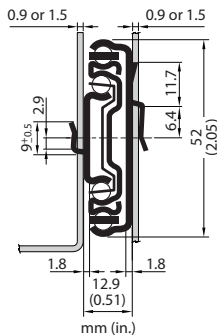


MATERIAL:	cold rolled steel
------------------	-------------------

FEATURES:	steel ball bearings
------------------	---------------------

SPECIFICATIONS:

- ▶ Standard Mounting Tab system allows for fast and easy mounting of slide to cabinet and drawer to slide
- ▶ precision ball bearing drawer slide for heavy-duty applications in office furniture, architectural millwork and institutional applications
- ▶ **25 mm (.98 inch) over-travel**
- ▶ this system allows only one drawer at a time to be opened
- ▶ drawer profile features an easy to operate disconnect finger release trigger
- ▶ hold-close mechanism
- ▶ lift out prevention
- ▶ see catalog pages for required 5019, 5219, and 5619 interlock rods & optional FR 5218 locking system



Rod Length (L) +0/-0.5 = A - 44 mm
Aluminum Rod 5 mm dia. ± 0.3 mm

APPLICATION ADVANTAGES:

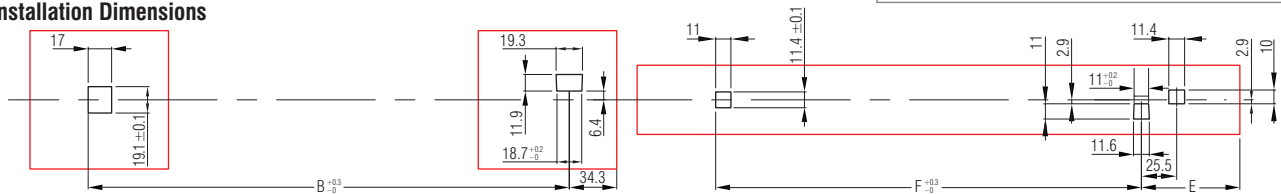
- ▶ One drawer at a time access
- ▶ Security with optional lock system

CAUTION:

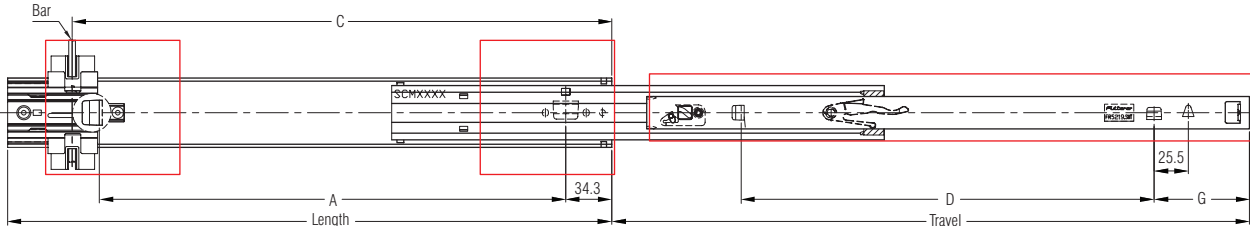
- ▶ 43.2 mm (1.70 in.) is the minimum clearance from the center of the slide to the bottom panel

12.9 mm (0.51 in.) is the actual size of the slide. Allow a min. of 13 mm (0.51 in.) for clearance and a maximum of 13.2 mm (0.52 in.).

Installation Dimensions



Slide Dimensions



Length mm	Travel mm	Cabinet Profile:			Drawer Profile:				Weight kg.	Order No. 1.5mm 16ga. steel zinc	Order No. .9mm 20ga. steel zinc									
		A	B	C	D	E	F	G												
in	in	mm	in	mm	in	mm	in	mm	in	mm	in									
400	15.75	425	16.73	317.5	12.50	317.5	12.50	352	13.86	273.0	10.75	58.4	2.30	273.0	10.75	58.4	2.30	*	*	*
450	17.72	475	18.70	347.5	13.68	347.5	13.68	402	15.83	307.5	12.12	71.1	2.80	307.5	12.12	71.1	2.80	*	*	*
500	19.69	525	20.67	393.7	15.50	393.7	15.50	452	17.80	370.0	14.57	58.4	2.30	370.0	14.57	58.4	2.30	*	*	*
550	21.66	575	22.64	445.0	17.52	445.0	17.52	502	19.76	393.7	15.50	83.8	3.30	393.7	15.50	83.8	3.30	*	*	*
600	23.62	625	24.61	393.7	15.50	393.7	15.50	552	21.73	420.0	16.54	109.2	4.30	420.0	16.54	109.2	4.30	*	*	*
650	25.59	675	26.58	393.7	15.50	393.7	15.50	602	23.70	393.7	15.50	134.6	5.30	393.7	15.50	134.6	5.30	*	*	*
700	27.56	725	28.54	393.7	15.50	393.7	15.50	652	25.67	393.7	15.50	160.0	6.30	393.7	15.50	160.0	6.30	*	*	*

Packing Unit: 10 pair per box

*on request