


FR 5019

SLIDE TYPE:	Full-Extension Ball Bearing Drawer Slide - with interlock & anti-tilt function
MOUNTING:	Side Mount

WIDTH:	12.3 mm (0.48 in.)
LOAD CAPACITY:	dynamic up to 45 kg (100 lbs.)

New Product
Please inquire for lead time

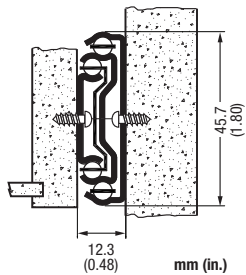


FR 5019 Interlock & anti-tilt closing mechanism

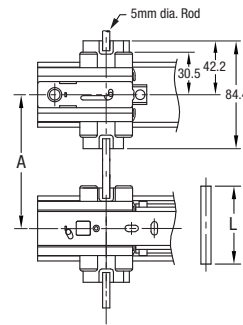
MATERIALS:	cold rolled steel
-------------------	-------------------

FEATURES:	steel ball bearings
------------------	---------------------

SPECIFICATIONS:
<ul style="list-style-type: none"> ▶ precision ball bearing drawer slide for applications in office furniture, architectural milwork and institutional applications ▶ drawer profile features an easy to operate disconnect finger release trigger ▶ this system allows only one drawer at a time to be opened ▶ system 32 compatible hole locations ▶ drawer slide is non-handed ▶ 25mm (.98 in.) overtravel standard ▶ see catalog pages for required 5019, 5219, and 5619 interlock rods & optional FR 5218 locking system

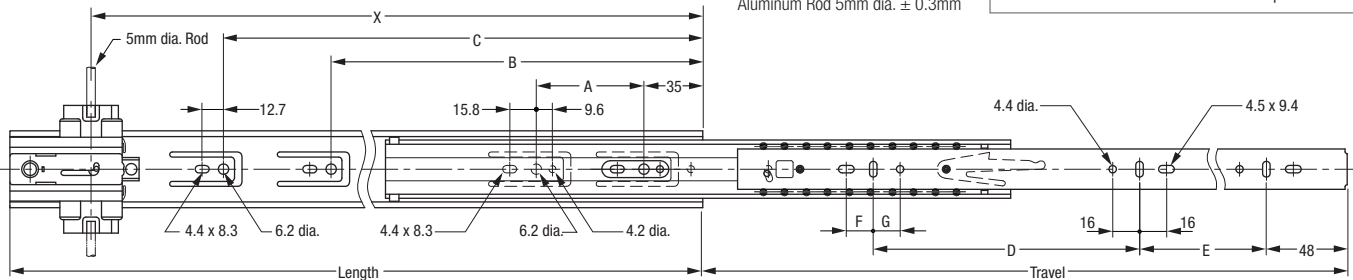


12.3 mm (0.48 in.) is the actual size of the slide. Allow a min. of 12.7 mm (0.50 in.) for clearance and a maximum of 13.1mm (.52 in.).



Rod Length (L) +0/-0.5 = A - 46mm
Aluminum Rod 5mm dia. ± 0.3mm

CAUTION:
<ul style="list-style-type: none"> ▶ not recommended for drawer widths over 27 inches use FR 5219 or FR 5619 instead ▶ 43.2mm (1.70 in.) is the minimum clearance from the center of the slide to the bottom panel



Length mm in	Travel mm in	Cabinet Profile:				Drawer Profile:				Weight kg. lbs.	Order No. zinc
		A mm in	B mm in	C mm in	X mm in	D mm in	E mm in	F mm in	G mm in		
350 13.78	375 14.76	64 2.52	227 8.94		302 11.89	128 5.04	96 3.78	16 0.63		*	*
400 15.75	425 16.73	64 2.52	259 10.12		352 13.86	160 6.30	128 5.04		16 0.63	*	*
450 17.72	475 18.70	64 2.52	259 10.12	323 12.72	402 15.83	160 6.30	160 6.30	16 0.63	16 0.63	*	*
500 19.69	525 20.70	64 2.52	259 10.12	387 15.24	452 17.80	192 7.56	160 6.30	16 0.63	16 0.63	*	*
550 21.65	575 22.64	64 2.52	259 10.12	419 16.50	502 19.76	192 7.56	192 7.56	16 0.63	16 0.63	*	*
600 23.62	625 24.61	64 2.52	259 10.12	483 19.02	552 21.73	224 8.82	224 8.82	16 0.63	16 0.63	*	*
650 25.59	675 26.58	64 2.52	259 10.12	515 20.28	602 23.70	256 10.18	224 8.82	16 0.63	16 0.63	*	*
700 27.56	725 28.54	64 2.52	259 10.12	579 22.80	652 25.67	288 11.34	256 10.18	16 0.63	16 0.63	*	*

Packing Unit: 10 pair per box

* on request