

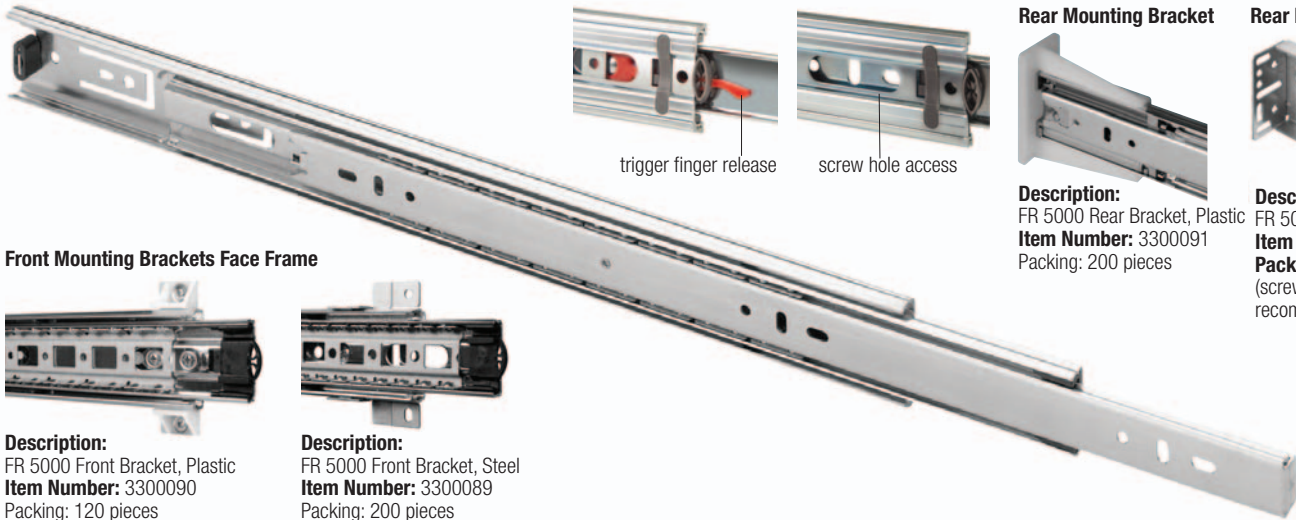


FR 5000

SLIDE TYPE:	Full-Extension Ball Bearing Drawer Slide - Standard Version
MOUNTING:	Side Mount


WIDTH:	12.3 mm (0.48 in.)
LOAD CAPACITY:	dynamic up to 45 kg (100 lbs.)



Description:
FR 5000 Rear Bracket, Plastic
Item Number: 3300091
Packing: 200 pieces

Description:
FR 5000 Rear Bracket, Steel
Item Number: 33000921
Packing: 200 pieces
(screw 6000091 recommended)

Front Mounting Brackets Face Frame



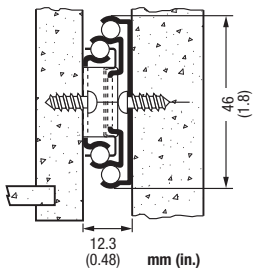
Description:
FR 5000 Front Bracket, Plastic
Item Number: 3300090
Packing: 120 pieces

Description:
FR 5000 Front Bracket, Steel
Item Number: 3300089
Packing: 200 pieces

MATERIALS:	cold rolled steel
-------------------	-------------------

FEATURES:	steel ball bearings
------------------	---------------------

SPECIFICATIONS:	<ul style="list-style-type: none"> precision ball bearing drawer slide for medium-duty applications in office and residential furniture drawer profile features an easy to operate disconnect finger release trigger system 32 compatible hole locations drawer slide is non-handed, and has a hold-close detent
------------------------	--



FR 5000 Bottom Mounting Bracket
Steel, height 11 mm
Item Number: 3300101
Steel, height 21 mm
Item Number: 3300103
Packing: 200 pieces

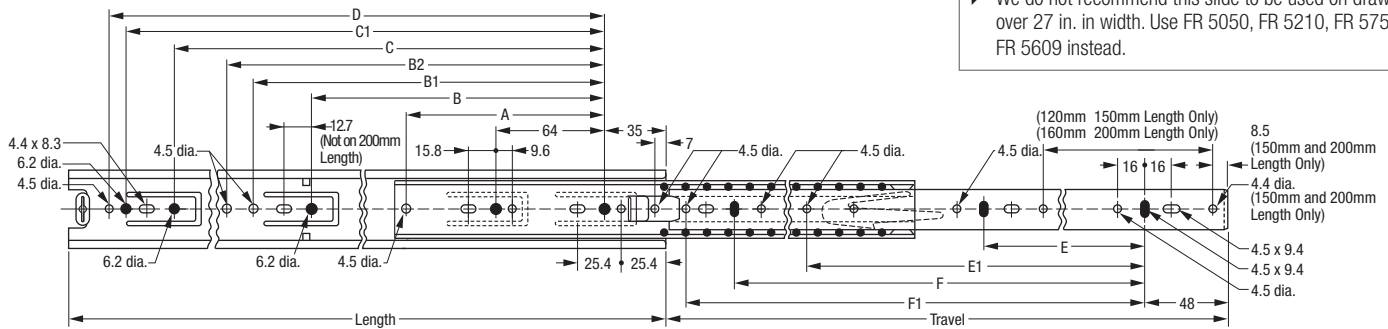
FR 5000 Front Mounting Bracket for Face Frame with offset
Steel, offset 20mm
Item Number: 3300105
Packing: 200 pieces

Also available with interlock & anti-tilt closing mechanism as FR 5019.

NOTE:	▶ The compatible regular extension sister model FR 5005
--------------	---

CAUTION:	<ul style="list-style-type: none"> For a rigid connection of the front and rear face frame mounting brackets we recommend the use of truss head screw 6000091. See screws page. We do not recommend this slide to be used on drawers over 27 in. in width. Use FR 5050, FR 5210, FR 5755, FR 5609 instead.
-----------------	--

12.3 mm (0.48 in.) is the actual size of the slide. Allow a min. of 12.8 mm (0.50 in.) for clearance and a maximum of 13.3 mm (0.52 in.).



Length	Travel	Cabinet Profile:						Drawer Profile:				Order No. black	Order No. zinc													
		A	B	B1	B2	C	C1	D	E	E1	F			F1												
mm	in	mm	in	mm	in	mm	in	mm	in	mm	in	mm	in	mm	in											
150	5.91	150	5.91	95	3.74									*	400014											
200	7.87	200	7.87	145	5.71	96	3.78							*	400015											
250	9.84	250	9.84		160	6.30	195	7.68				160	6.30		400019	400020										
300	11.81	308	11.81	128	5.04	192	7.56	224	8.82	244	9.61				400018	400022										
350	13.78	350	13.78	128	5.04	224	8.82	282	11.10	296	11.65				400040	400023										
400	15.75	400	15.75	128	5.04	224	8.82	282	11.10		320	12.60	345	13.58	128	5.04	288	11.34	320	12.60	600041	400024				
450	17.72	450	17.72	128	5.04	224	8.82	282	11.10		352	13.86	395	15.55	160	6.30	271	10.67	352	13.86		400042	400021			
500	19.69	500	19.69	128	5.04	224	8.82	282	11.10		416	16.38	445	17.52	192	7.56	297	11.69	416	16.38		400043	400025			
550	21.65	550	21.65	128	5.04	224	8.82	282	11.10	352	13.86	448	17.64	480	18.90	495	19.49	224	8.82	323	12.72	448	17.64		400044	400026
600	23.62	600	23.62		224	8.82	282	11.10	352	13.86	480	18.90		544	21.42	224	8.82		512	20.16			600045	400027		
650	25.59	650	25.59		224	8.82	282	11.10	352	13.86	544	21.42	256	10.08		544	21.42			544	21.42			*	400033	
700	27.56	700	27.56		224	8.82	282	11.10	352	13.86	576	22.68	256	10.08		608	23.94			608	23.94			*	400034	
750	29.53	750	29.53		224	8.82	282	11.10	352	13.86	640	25.20	256	10.08		640	25.20			640	25.20			*	*	

Packing Unit: lengths 150mm & 200mm 20 pair per box, lengths 250mm to 750mm 10 pair per box

* on request