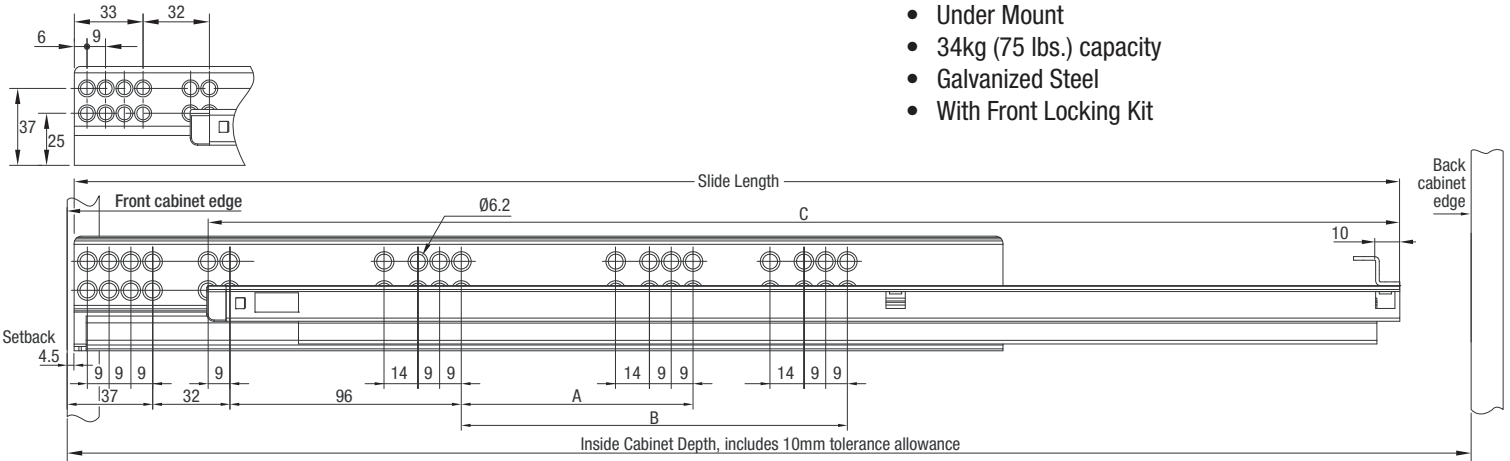


**INSTALLATION DIMENSIONS**

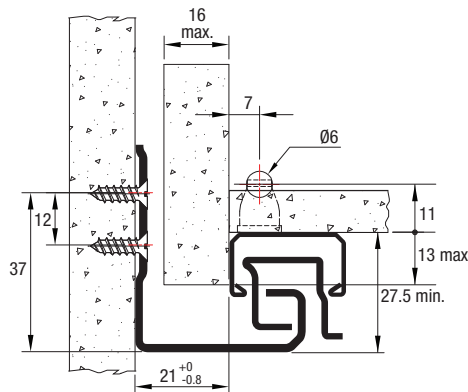
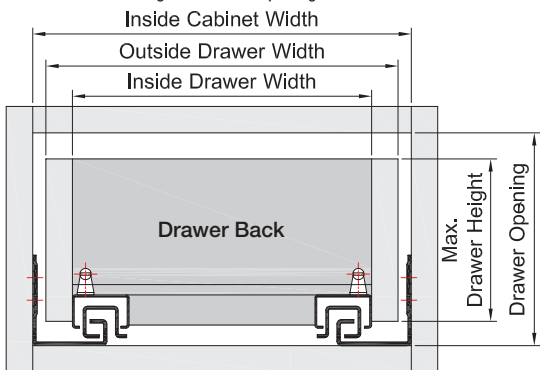


- Full Extension
- Under Mount
- 34kg (75 lbs.) capacity
- Galvanized Steel
- With Front Locking Kit

Slide Length	Travel		Drawer Length		A		B		C		Minimum Inside Cabinet Depth includes 10mm tolerance allowance		Weight per pair		Order No. galvanized steel	
	mm	in	mm	in	mm	in	mm	in	mm	in	mm	in	kg	lbs		
289	11.38	229.5	9.04	279	10.98	64	2.52			220.5	8.68	304	11.97	*	*	300030
300	11.81	244.5	9.63	290	11.42	64	2.52			231.5	9.11	315	12.40	*	*	300031
315	12.40	277.5	10.93	305	12.01	64	2.52			246.5	9.71	330	12.99	*	*	300041
340	13.39	314.0	12.36	330	12.99	64	2.52			271.5	10.69	355	13.98	*	*	300032
350	13.75	324.0	12.76	340	13.39	64	2.52			281.5	11.08	365	14.37	*	*	300033
366	14.41	340.0	13.39	356	14.02	64	2.52			297.5	11.71	381	15.00	*	*	300034
391	15.39	365.0	14.37	381	15.00	96	3.78			322.5	12.70	406	15.98	*	*	300042
400	15.75	374.0	14.72	390	15.35	96	3.78			331.5	13.05	415	16.34	*	*	300035
442	17.40	421.0	16.58	432	17.01	96	3.78			373.5	14.71	457	17.99	*	*	300036
450	17.72	434.0	17.09	440	17.32	96	3.78			381.5	15.02	465	18.31	*	*	300037
467	18.39	451.0	17.76	457	17.99	96	3.78			398.5	15.69	482	18.98	*	*	300043
500	19.69	484.0	19.06	490	19.29	96	3.78	160	6.30	431.5	16.99	515	20.28	*	*	300038
518	20.39	502.0	19.76	508	20.00	96	3.78	160	6.30	449.5	17.70	533	20.98	*	*	300039
543	21.38	527.0	20.75	533	20.98	96	3.78	160	6.30	474.5	18.68	558	21.97	*	*	300044
550	21.65	534.0	21.02	540	21.26	96	3.78	160	6.30	481.5	18.96	565	22.24	*	*	300040

Packing Unit: **10 pair per box (including drawer locking device)** \* on request

- Inside Drawer Width  $+1.5$  = Inside Cabinet Width - 42mm
- Max Drawer Height = Drawer Opening - 6mm



**DRAWER NOTCH & BORE**

**DRAWER HARDWARE INSTALLATION**

