






FR 216 | Regular Extension Drawer Slide



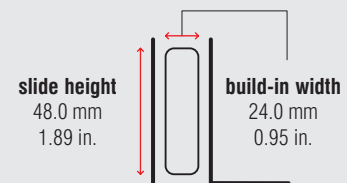
Specifications

-  bottom mount
-  24 mm / 0.95 in.
-  dynamic up to 100 kg / 220 lbs.
-  synthetic encased steel ball bearings
-  steel, powder coated or zinc plated

Characteristics

- world's strongest regular extension drawer slide with a load capacity of 100 kg (220 lbs.) up to a length of 1,500 mm (59.06 in.)
- dual ball bearings for more stability and longevity
- dual-sided captive profile
- cabinet profile with synthetic stop

Dimensions



Length		Extension		Weight		Item No.	Item No.	Item No.
				per set		zinc plated	black	white aluminum
mm	inch	mm	inch	kg	lbs.			
600	23.62	460	18.11	3.44	7.59	*	*	4001
650	25.59	500	19.69	*	*	*	*	*
700	27.56	540	21.26	3.98	8.78	*	*	4003
750	29.53	580	22.83	*	*	*	*	*
800	31.50	620	24.41	4.57	10.07	*	*	4005
850	33.46	660	25.98	*	*	*	*	*
900	35.43	700	27.56	5.11	11.26	*	*	4007
950	37.40	740	29.13	*	*	*	*	*
1,000	39.37	780	30.71	5.65	12.46	*	*	4009
1,050	41.34	820	32.28	*	*	*	*	*
1,100	43.31	860	33.86	*	*	*	*	*
1,150	45.28	900	35.43	*	*	*	*	*
1,200	47.24	940	37.01	7.25	15.98	*	*	4013
1,250	49.21	970	38.19	*	*	*	*	*
1,300	51.18	1,010	39.76	*	*	*	*	*
1,350	53.15	1,050	41.34	*	*	*	*	*
1,400	55.12	1,080	42.52	*	*	*	*	*
1,450	57.09	1,120	44.09	*	*	*	*	*
1,500	59.06	1,160	45.67	8.93	19.68	*	*	4019

Packing Unit – Sets per Box: from 600 to 750 mm: 5 | from 800 to 1,000 mm: 4 | from 1,050 to 1,500 mm: 2

* on request